

15 AI hacks

for faster
brainstorming
and smarter
mind mapping



The breakdown

1. Speed up idea generation
2. Sort all your ideas in just a few clicks
3. Break down language barriers
4. Take your mind mapping to the next level
5. Maximize the impact of your action plan

3

6

9

12

15

1. Speed up idea generation

AI puts all the odds in your favor during the ideation phase.


- The goal of brainstorming is not to come up with the best idea right away, but rather to **generate as many ideas as possible** and stimulate the team's creativity.
- AI can save you valuable time by quickly generating a multitude of ideas and approaches. This provides a solid foundation for exploring, bouncing ideas off each other, and **creating the best combinations**.




27%

On average, AI accelerates idea generation by 27%, and the resulting ideas are 29% higher in quality.

(M.Gindert, M.L.Müller, 2024-2025)



What can be done?

- 
- 1 **Create a visual ideation space** where you can easily import ideas generated by your AI tools and contributions from participants.
 - 2 **Invite participants to respond** to the ideas generated by AI to kick off the discussion by liking their favorite ideas or using dot voting.
 - 3 **Don't limit yourself to text-based ideas!** To unleash your creativity, try ideation based on images, diagrams, or drawings.



Tip:

Create a [Klaxoon Board](#) for your brainstorming session and use it to visually organize your ideas.

2. Sort all your ideas in just a few clicks

Say goodbye to spending hours sorting all your ideas by hand!

- One of the greatest strengths of generative AI tools is their ability to **organize and categorize data**. This feature is definitely a must-have for your brainstorming sessions.
- This way, you can work from a much larger pool of ideas and expand your sessions to **include dozens or even hundreds of participants**.




47%

of professionals spend between 1 and 5 hours per day searching for information. This time could be reduced through better organization of data and ideas.

(Pryon, 2025)



What can be done?

- 
- 4 Visually organize your ideas into categories.** Arrange them in a way that makes them immediately understandable, even to someone who did not participate in the brainstorming session.
 - 5 Create connections:** Use connectors or generate mind maps to link categories of ideas and discover new avenues to explore.
 - 6 Highlight the most important points.** For example, you can use AI to generate a consolidated view of the brainstorming session in the form of a word cloud that showcases the ideas with the most shares and likes.



Tip:

Use AI-powered features to organize your ideas directly on your Board. With just one click, you can categorize your ideas and display them as virtual sticky notes or text.

3. Break down language barriers

No need to speak the same language to co-create effectively!



- With AI, every idea generated **can be translated in real time**. This allows all brainstorming participants to understand each other and contribute to the discussion without delay.
- The result is more fluid communication, more focused exchanges, and unlimited creativity, regardless of language. **Innovation truly becomes a collective effort!**


\$500 000

A company can save up to \$500,000 per year by resolving all internal issues related to language barriers.

(PR Newswire, 2025)



What can be done?

- 
- 7 **Encourage authentic expression** by inviting each participant to contribute in their preferred language. AI handles the translation for greater spontaneity and richer ideas.
 - 8 **Gather feedback with no limit.** Take advantage of the automatic translation features to solicit feedback from international colleagues after your brainstorming session.
 - 9 **Swiftly include new participants** by making it easier for them to join the discussion, even if they don't speak the group's main language.




Tip:

Using AI, select the ideas you want to **translate into the language of your choice** from over a hundred available options on your brainstorming Board.

4. Take your mind mapping to the next level

AI at the service of your mind mapping


- AI can make your mind maps clearer and more effective. Generative AI tools automatically organize your ideas into **easy-to-read, memorable visual diagrams**.
- These tools allow you to transform a jumble of ideas into structured thinking, where priorities and next steps emerge naturally.




\$6.3 billion

The global market for mind mapping tools is estimated to reach \$6.3 billion by 2032.

(DataIntel, 2025)



What can be done?

- 
- 10 Generate a summary of your mind map** to guide participants as they read it, either synchronously or asynchronously. You can also start a quick video call in your workspace to discuss it.
 - 11 Add action suggestions.** Ask the AI to provide specific recommendations based on the ideas from each branch of your mind map.
 - 12 Suggest alternatives or additions:** Ask your AI agent to suggest ideas and perspectives that will enrich each branch of your mind map.



Tip:

Combine Board's AI features with [Klaxoon's Mindmap template](#) to quickly translate your ideas into structured mindmaps.

5. Maximize the impact of your action plan

Brainstorming and beyond!

- After your brainstorming session, AI can help you easily transform your ideas **into a concrete action plan.**
- Based on the results of your collective thinking, AI identifies priorities and converts them into tasks to be assigned to the team. All of your ideas are organized into a detailed action plan, ready for immediate implementation.




71%

of fast-growing companies have a written, structured action plan.

(ProfileTree, 2024)


What can be done?

- 
- 13 Use AI to improve your project management.**
Generate an action plan from the ideas collected during brainstorming and translate it into a visual roadmap using a Gantt chart.
 - 14 Simplify the assignment of roles and responsibilities**
by using AI to quickly identify the key operational areas associated with your ideas. This process can easily be combined with the RACI method for assigning tasks to project stakeholders.
 - 15 Anticipate obstacles:** Ask AI to identify potential sticking points and suggest solutions to create a more robust and relevant long-term action plan.

Tip:

Wrike's work management platform includes AI features to simplify project management beyond the brainstorming phase.





AI hacks ultimate checklist:

- 1 Centralize all your ideas in one visual workspace.
- 2 Start the discussion by voting on the ideas generated by the AI.
- 3 Generate ideas using different formats: text, images, diagrams, drawings, etc.
- 4 Categorize your ideas clearly and visually.
- 5 Connect your ideas or groups of ideas to discover new areas of exploration.
- 6 Use a word cloud to highlight key ideas.
- 7 Encourage everyone to contribute in their own language and translate the ideas in real time.
- 8 Simplify the collection of international feedback with automatic translation.
- 9 Make it easy for new participants to join from anywhere.
- 10 Summarize your mind maps to guide your audience, either in person or remotely.
- 11 Add action ideas from your mind maps.
- 12 Ask the AI for different approaches to expand each branch of your mind map.
- 13 Turn your ideas into a visual action plan with AI.
- 14 Quickly assign roles and responsibilities by combining AI with the RACI method.
- 15 Ask the AI to identify potential obstacles and propose solutions.

**Combine AI with visual
collaboration to make your
brainstorming more effective!**

Discover Klaxoon

klaxoon.com

